



MILLENNIUM M-210-00 20' STICK LADDER INSTRUCTION MANUAL



Millennium M-210-00
20' Stick Ladder



WARNING!

A TMA compliant full-body fall arrest harness **HAS NOT BEEN PROVIDED** with this product. You must use the one which was supplied with your lock-on/hang-on style treestand, or a TMA compliant aftermarket full-body fall arrest harness, and strictly follow the manufacturer's instructions for its safe use. Failure to follow these instructions may result in serious injury or death!



Should you have any questions about the installation and/or use of this product, or any other Millennium product(s) do not hesitate to call one of our customer service representatives at (601) 932-5832 or visit us online at millenniumstands.com. Our service representatives will answer any questions you may have about any of the complete line of Millennium products.

ATTENTION! ATTENTION! ATTENTION!

If you do not have a full-body fall arrest harness system which meets or exceeds industry standards recognized by the TMA, contact Millennium Outdoors, LLC at 601-932-5832 or info@millenniumstands.com and we will furnish you one free of charge. If you do not intend to strictly follow these instructions, please return this Millennium Outdoors, LLC product, or any Millennium Outdoors, LLC product(s) to Millennium Outdoors, LLC for a full, no questions asked refund.



ATTENTION

YOU MUST READ ALL WRITTEN INSTRUCTIONS AND WATCH THIS SAFETY VIDEO BEFORE USING!



WATCH THIS SAFETY VIDEO BEFORE USING!

Scan →



or Visit →

www.standsafety.com/m7

Scan the QR code with your smart phone, tablet or similar device.

OR

Type the website address into your web browser to view an important safety video before using this product.

STICK LADDER SAFETY

Model Number: Millennium M-210-00 20' Stick Ladder

Maximum Weight Capacity - 300 pounds (136 kg) (User and Equipment)

This package includes five (5) 48" sections (20' total height) with a total assembly weight of 17 pounds



WARNING! This product carries strict weight limitations. Do not use this product if you exceed this total weight limitation. Please note this weight limit includes the user and equipment. Failure to follow these instructions may result in serious injury or death!

Thank you for your purchase of this quality Millennium product! To ensure your personal safety, please take a moment to carefully read this product instruction manual in its entirety before attempting to set-up, install and/or otherwise use this Millennium product. Failure to do so could result in serious personal injury or death! This Millennium product has been designed, engineered and manufactured to provide you with years of trouble free service.



WARNING! You must use the full-body fall arrest harness which meets or exceeds industry standards recognized by the TMA (Treestand Manufacturer's Association) and has been provided with this Millennium product(s) or an aftermarket full-body fall arrest harness which meets or exceeds industry standards recognized by the TMA when installing, removing or using this Millennium product(s). Failure to follow these instructions may result in serious injury or death!



WARNING! A full-body fall arrest harness system which meets or exceeds industry standards recognized by the TMA (Treestand Manufacturer's Association) **HAS NOT BEEN PROVIDED** with this product. You must use the harness system which was supplied with your lock-on/hang-on style treestand, or an aftermarket full-body fall arrest harness system which meets or exceeds industry standards recognized by the TMA, and strictly follow the Manufacturer's Instructions for its safe use. Failure to follow these instructions may result in serious injury or death!



ATTENTION!!

WHEN YOU SEE A "WARNING!" BE SURE TO HEED THE MESSAGE! THE INFORMATION CONTAINED IN THESE MESSAGES CAN SAVE YOUR LIFE!!



WARNING! Falls from a treestand can occur anytime after leaving the ground. These falls result in either serious injury or death! For your personal safety, please take a moment to carefully read this product instruction manual in its entirety before attempting to assemble, set-up, install and/or otherwise use this Millennium product. At least annually, review the contents of this instruction manual and watch the safety information included in the Quick Response (QR) Code(s) which accompanies this Millennium product(s). Additionally, keep these instructions for the entire duration that you own this product(s). Failure to follow these instructions may result in serious injury or death!



WARNING! The safe use and operation of this product is the sole responsibility of the user. It is also the sole responsibility of the owner to provide any person(s) who borrow or purchase this product with these instructions. Failure to follow these instructions may result in serious injury or death! Additionally, failure to follow these instructions may subject you to personal liability penalties as determined by the U.S. Judicial system.



WARNING! Prior to each hunt, make sure that you have a signaling device (e.g., mobile phone, cell phone, radio, whistle, signal flare, Personal Locator Device [PLD], etc.) in your possession and on your person in an operable condition. This device must be within easy access should you experience the need to contact emergency assistance. Failure to follow these instructions may result in serious injury or death!



WARNING! These products carry strict weight restrictions. DO NOT use these product(s) if you exceed these total weight limitations. Please note that these weight limitations include the user(s) and their equipment. Failure to follow these instructions may result in serious injury or death!

Thank you for your purchase of this quality Millennium product. To ensure your personal safety, please take a moment to carefully read this instruction manual in its entirety before attempting to set-up, install and/or otherwise use this Millennium product. Failure to follow these instructions may result in serious injury or death!

Should you have any questions about the installation and/or use of this product, or any other Millennium product(s) do not hesitate to call one of our customer service representatives at (601) 932-5832 or visit us online at millenniumstands.com. Our customer service representatives will answer any questions you may have about any of the complete line of Millennium products.

Do not return this product to the retailer if you have any damaged or missing parts. Call Millennium for replacement of any damaged or missing parts at (601) 932-5832.



WARNING! STATEMENTS HAVE BEEN PLACED THROUGHOUT THIS INSTRUCTION MANUAL. These statements point out important safety information and instructions, which, if not followed could endanger the personal safety and/or property of the operator. It is imperative that the operator of this product, or any other product(s) read and follow all the instructions and warnings contained in this Manual prior to attempting to use this product(s), or any other product(s). Failure to comply with these instructions and/or warnings may result in serious personal injury or death!



WARNING! Failure to read and strictly comply with the instructions contained in this Instruction Manual may result in serious injury or death!



WARNING! At least annually, review the contents of this instruction manual and watch the safety information included in the Quick Response (QR) Code(s) which accompanies this Millennium product(s). Additionally, keep these instructions for the entire duration that you own this product(s). Failure to follow these instructions may result in serious injury or death! has been included with this treestand. Please view it in its entirety prior to using this or any other Millennium product(s). Failure to follow these instructions may result in serious injury or death!



WARNING! Prior to each hunt, you must inform someone of your hunting location, including the specific location of your treestand and the expected duration of your hunt. Failure to follow these instructions may result in serious injury or death!

ATTENTION!!

WHEN YOU SEE A "WARNING!" BE SURE TO HEED THE MESSAGE! THE INFORMATION CONTAINED IN THESE MESSAGES CAN SAVE YOUR LIFE!!



WARNING! Do not remove, modify, and/or omit any portion or otherwise mechanically modify this Millennium product(s) or its assemblies in any manner. Modification, misuse, and/or part substitution shall immediately void your factory warranty and may result in serious injury or death! If you suspect that a part(s) is missing and/or defective, immediately contact Millennium at (601) 932-5832 for replacement of missing or defective parts. Never modify your stand in any way by making repairs, or altering, adding or attaching anything to it except if explicitly authorized in writing by Millennium. Always use genuine factory authorized Millennium replacement parts. Use of any replacement parts other than genuine Millennium parts voids your warranty and may result in serious injury or death!



WARNING! Prior to each hunt, make sure that you have a signaling device (e.g., mobile phone, radio, whistle, signal flare or Personal Locator Device (PLD)) in your possession and in an operable condition. This device must be within easy access should you experience the need to contact emergency assistance. Failure to follow these instructions may result in serious injury or death!



WARNING! ALWAYS inspect/check ALL expiration dates/tags on all straps and the full-body fall arrest harness and its components prior to each use. You must replace ALL straps and suspension seats EVERY year. Never use any strap(s) or full-body fall arrest harness that has expired and/or is showing any signs of damage and/or wear. Failure to follow these instructions may result in serious injury and death!



WARNING! Make certain all assembly hardware and attachment straps are tightened per this Instruction Manual prior to use. All treestand contact points must be in contact with the tree before you step onto your stand. The correct adjustment and tightening of attachment hardware is critical to the stable installation of this product. Additionally, you MUST be wearing your Fall Arrest System (FAS) which includes a full-body fall arrest harness, tree belt, lanyard/tether, suspension relief device and climbing belt/linesmen belt (as applicable) in accordance with its Instruction Manual. **PLEASE NOTE: A full-body fall arrest harness system which meets or exceeds industry standards recognized by the TMA has not been provided with this product. You must use the one which came with your treestand and follow that manufacturers instructions for its safe use. Failure to follow these instructions may result in serious injury or death!**



WARNING! This product(s) is designed for adult use only. No one under the age of 16 shall attempt to use this or any other product(s) without direct adult supervision. Failure to follow these instructions may result in serious injury or death!



WARNING! Prior to attempting to use this or any other Millennium product(s) you must take a moment and become familiar with its assembly, setup and installation. You must practice installing, setting-up and using this product(s) at ground-level prior to attempting to use it at heights above ground-level. Once you have become thoroughly knowledgeable and comfortable with this Millennium product(s) setup, installation and use at ground-level, you are now ready to use it at heights above ground-level. Failure to follow these instructions may result in serious injury or death!



WARNING! You must wear a Fall Arrest System (FAS) comprising of a full-body fall arrest harness, tree belt, lanyard, suspension relief device and climbing belt/lineman's belt (as applicable) at all times after leaving the ground. You must stay connected to the tree trunk at all times after leaving the ground while using fixed position treestands. Single safety belts and chest harnesses are no longer allowed and shall never be used. If you are not wearing a full-body fall arrest harness that is properly attached to the tree to protect you from a fall, do not leave the ground nor attempt to enter your treestand. **PLEASE NOTE: A full-body fall arrest harness system which meets or exceeds industry standards recognized by the TMA has not been provided with this product. You must use the one which came with your treestand and follow that manufacturers instructions for its safe use. Failure to follow these instructions may result in serious injury or death!**



WARNING! DO NOT modify, fix/repair, alter, bend, cut, weld, or heat the treestand in any way. Also, do not attach anything to your treestand without explicit authorized and written instructions from the manufacturer. Failure to follow these instructions will void your warranty and may result in serious injury or death!



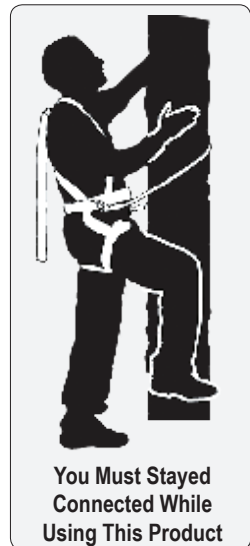
WARNING! Never attempt to climb up or down with a weapon and/or gear in your possession. ALWAYS unload your weapon and pull it up to hunting height using a tether or pull up rope. ALWAYS lower your unloaded weapon down to the ground prior (when raising or lowering firearms, the chamber must be open and the barrel pointing toward the ground) to attempting to climb up or climb down. Use this same method when raising or lowering all other gear. Failure to follow these instructions may result in serious injury or death!



WARNING! Prior to each use thoroughly inspect the treestand (and its components) and all safety devices each time before use for signs of wear, rot, corrosion, cracks, deterioration and/or any other type of defect. Make certain that your treestand is tight and secure prior to use. Protect this product from extended exposure to direct sunlight, excessive heat or freezing temperatures by storing inside when not in use. Do not use this or any other product(s) if it shows evidence of wear, rot, corrosion, cracks, deterioration and/or any other type of defect. Failure to follow these instructions may result in serious injury or death!



WARNING! DO NOT jump or bounce on the treestand platform and/or the seat to engage the stand to the tree. Failure to follow these instructions may result in serious injury or death!



ATTENTION!!

WHEN YOU SEE A "WARNING!" BE SURE TO HEED THE MESSAGE! THE INFORMATION CONTAINED IN THESE MESSAGES CAN SAVE YOUR LIFE!!



WARNING! DO NOT use this or any other Millennium products(s) if you have a history of heart problems, back problems, impaired vision, joints that lock-up, spinal fusions, equilibrium problems, high blood pressure, are not well-rested and/or any other physical impairment that may limit your ability to use and/or operate this product(s) in the safe manner outlined in this Instruction Manual. Additionally, do not use this or any other Millennium product(s) if you are currently taking medication (including prescription) and/or using and/or consuming any substance, including alcohol, that may limit your ability to use this Millennium product(s) as outlined and described in the Instruction Manual. Never use a treestand when feeling ill, nauseous or dizzy. Failure to follow these instructions may result in serious injury or death!



WARNING! DO NOT leave your Millennium product(s) installed for more than two weeks (14 days). Any number of factors can jeopardize its installation and integrity. These include, but are not limited to, weather or other environmental factors that can negatively affect its performance. Animals can also cause damage to your Millennium product(s) that can negatively affect its performance and your safety. Additionally, factors such as tree growth can stress and damage supporting straps, chains and/or buckles. Failure to follow these instructions may result in serious injury or death!



WARNING! ALWAYS inspect the treestand and all safety devices prior to each use. DO NOT use product if it shows signs of wear, damage, deterioration, or vandalism. Factors such as tree growth, vandals, weather and animals may affect the performance of an unattended treestand. Failure to follow these instructions may result in serious injury or death!



WARNING! Strict weight limitations have been set for each product to ensure your personal safety. Note the weight limitations of your stand and that this weight limit includes the user(s) and equipment. NEVER EXCEED THESE WEIGHT LIMITATIONS! Failure to follow these instructions may result in serious injury or death!



WARNING! DO NOT attempt to use this or any other Millennium product(s) when ice, snow, and/or freezing rain has deposited or formed on any portion of the tree or stand you intend to climb. Do not attempt to use this or any other Millennium product(s) when thunderstorms are threatening and/or present within five (5) miles. Do not attempt to use this or any other product(s) when any other adverse weather condition presents itself. These include, but are not limited to, weather conditions which have the potential for producing winds, lightning, rain, snow, sleet and/or any other atmospheric condition which may limit the user's ability to operate this Millennium product(s) in a safe manner as described in this Instruction Manual. Should inclement weather conditions arise during your use of this Millennium product(s), return to the ground immediately. Failure to follow these instructions may result in serious injury or death!



WARNING! BEFORE each use, make sure all nuts and bolts are secure. CHECK all hardware and webbing prior to every use to make sure that no damage has occurred to hardware and that webbing (as applicable) is not cut or frayed. Keep webbing from coming into contact with any sharp edges. DO NOT USE THIS PRODUCT IF ANY DAMAGE IS SUSPECTED. Failure to follow these instructions may result in serious injury or death!



WARNING! REPLACE any damaged or worn part with original parts. Replace attachment belts every three years and when not in use store in a dry, cool, safe place away from sunlight. Never store a treestand or any of its components outdoors when not in use. To purchase parts contact Millennium at (601) 932-5832. Failure to follow these instructions may result in serious injury or death!



WARNING! Always wear the appropriate foot wear when using a treestand. A good non-slip safety boot is important for your safety. Be especially careful that boot laces do not get hooked on the treestand (or any of its components) or climbing aids (tuck shoelaces into boot before climbing). Failure to follow these instructions may result in serious injury or death!



WARNING! DO NOT use this product, or attempt to use a treestand, on a dead, leaning, diseased, loose barked tree (bark that flakes or falls off), irregular shaped trees, or utility poles. DO NOT use this product on any tree that does not allow for a level standing platform. Failure to follow these instructions may result in serious injury or death!



WARNING! NEVER hunt out of a treestand at heights at which you are not completely comfortable. Depending upon the tree and hunting conditions, choose the minimum hunting height that allows for safe, effective hunting. Failure to follow these instructions may result in serious injury or death!



WARNING! DO NOT use this, or any other product(s) to climb utility poles, telephone poles, structural columns or any other man-made structures. Never use this or any other product(s) around power generation (e.g., transformers, generators, substations, etc.) and/or power transmission equipment. Never use a treestand on a dead, leaning, diseased or loose barked tree. NEVER USE A TREE BRANCH, OR ANY PORTION OF A TREE, TO SUPPORT ANY PORTION OF YOUR WEIGHT OR AS A HAND HOLD. Failure to follow these instructions may result in serious injury or death!



WARNING! These Millennium product(s) were designed for installation on trees with a minimum diameter of 12" inches (30 cm) at treestand installation height (i.e., seat height) and a maximum treestand installation diameter of 20" (51 cm). DO NOT use your Millennium product(s) on trees with trunk diameters that do not meet this minimum diameter requirement. Failure to follow these instructions may result in serious injury or death!

ATTENTION!!

WHEN YOU SEE A "WARNING!" BE SURE TO HEED THE MESSAGE! THE INFORMATION CONTAINED IN THESE MESSAGES CAN SAVE YOUR LIFE!!



WARNING! Always maintain three-point contact when climbing up/down a tree when using climbing aids. Proper three-point contact means having either two feet with one hand or one foot with two hands on the step portion of the climbing aids at all times when climbing up or down. Failure to follow these instructions may result in serious injury or death!



WARNING! Always lean forward as you climb and attach your full-body fall arrest harness tree belt to the tree trunk before securing the platform to the tree and stepping onto the platform. Failure to follow these instructions may result in serious injury or death!

Should you have any questions about the assembly, installation or use of this product, or any other product, please do not hesitate to call one of our customer service representatives at (601) 932-5832 and they will answer all questions you may have about any of the complete line of Millennium products.



WARNING! Climbing aids (e.g. stick ladders, sectional ladders, steps, etc.) must extend above the treestand standing platform (at least 24" inches) to allow the user to step down onto the platform. Never step up to your stand from a climbing aid. Failure to follow these instructions may result in serious injury or death!



WARNING! DO NOT attempt to make adjustments to this product or your treestand while at heights above ground-level. All adjustments must be made with the entire treestand on the ground. Failure to follow these instructions may result in serious injury or death!



WARNING! Check the ground under your climbing systems to make sure it is firm and level. Failure to follow these instructions may result in serious injury or death!



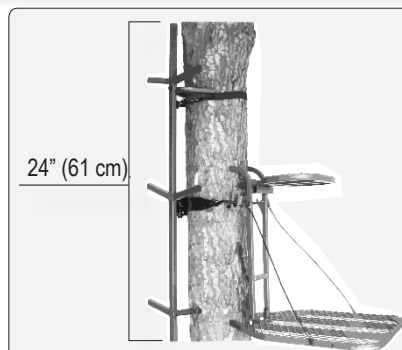
WARNING! DO NOT attempt to make adjustments to this product or your treestand while at heights above ground-level. All adjustments must be made with the entire treestand on the ground. Failure to follow these instructions may result in serious injury or death!



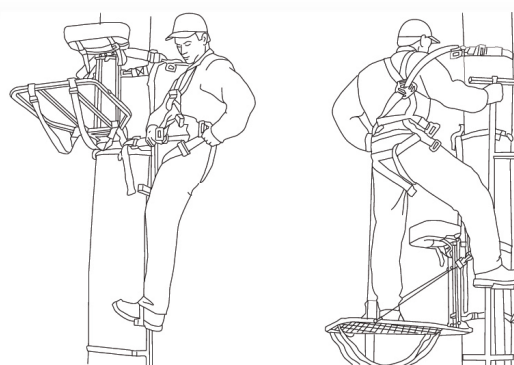
WARNING! DO NOT stand on the treestand seat. Failure to follow these instructions may result in serious injury or death!



WARNING! When using a lineman's belt/climbing belt to ascend the tree, the full-body fall arrest harness tree belt and lanyard must be attached to the tree trunk before stepping down onto the treestand. Failure to follow these instructions may result in serious injury or death!



Climbing system must extend a minimum of 24" above standing platform.



Prior to stepping onto or off of the treestand platform, you must attach your full-body fall arrest harness tether/lanyard to the tree trunk as shown to preclude you from being unattached.

FULL-BODY FALL ARREST HARNESS SYSTEM (FAS)

WARNING! You must wear a Fall Arrest System (FAS) comprising of a full-body fall arrest harness, tree belt, lanyard, suspension relief device and climbing belt/lineman's belt (as applicable) at all times after leaving the ground. You must stay connected to the tree trunk at all times after leaving the ground while using fixed position treestands. If you are not wearing a full-body fall arrest harness that is properly attached to the tree to protect you from a fall, do not leave the ground nor attempt to enter your treestand.

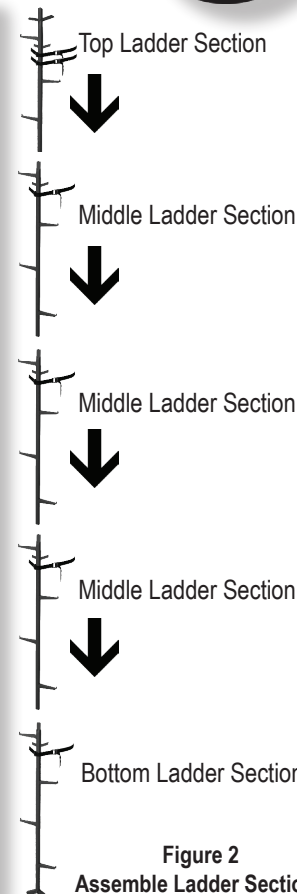
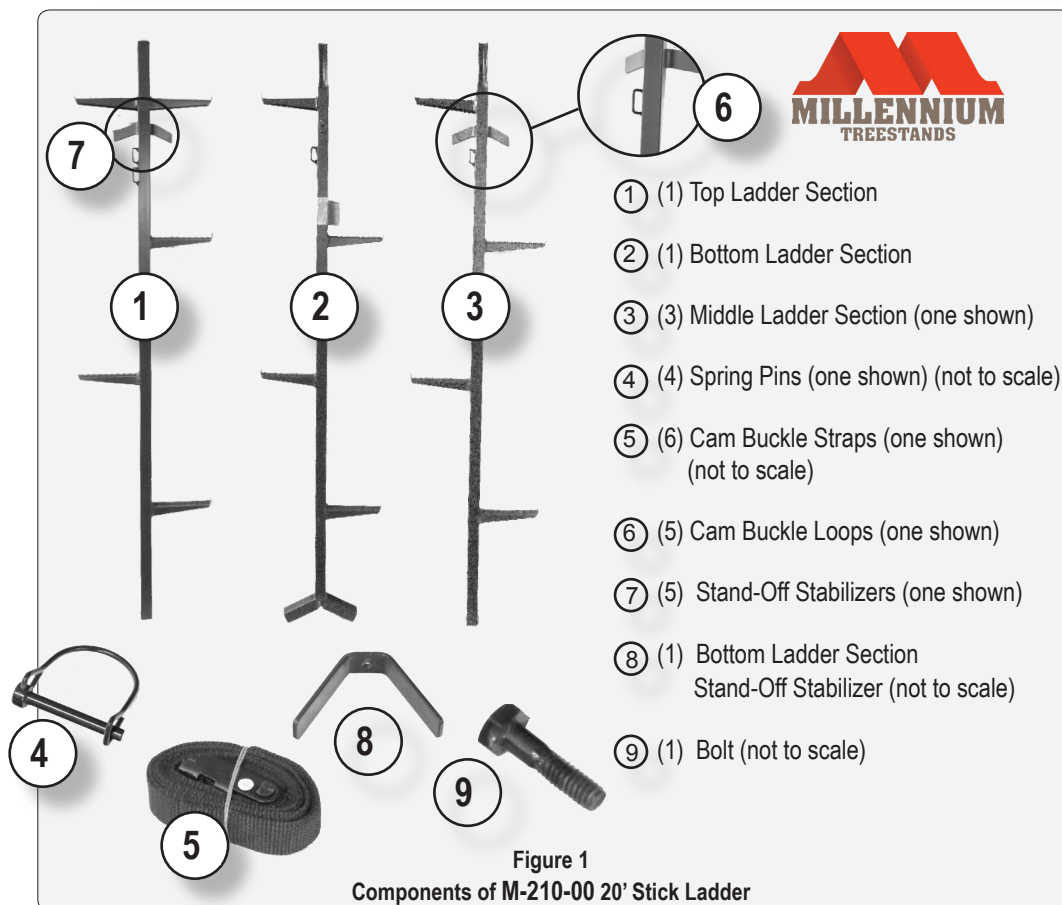


WARNING! WARNING! WARNING! WARNING! WARNING!
A full-body fall arrest harness system which meets or exceeds industry standards recognized by the TMA HAS NOT BEEN PROVIDED with this product. You must use the one which was supplied with your loc-on/hang-on style treestand, or a TMA compliant aftermarket full-body fall arrest harness, and strictly follow the manufacturer's instructions for its safe use. Failure to follow these instructions may result in serious injury or death!

**OPTIONAL ACCESSORIES AND REPLACEMENT PARTS**

Any number of innovative accessories are available and sold separately to compliment your new climbing system. Only genuine authorized accessories shall be used with your climbing/treestand system. Genuine replacement parts are also available online or via telephone. Should you require parts or service, or if you just have a question about this, or any other product(s), simply give one of our customer service representatives a call (601) 932-5832 or visit us online at millenniumstands.com.

M-210-00 20' STICK LADDER COMPONENTS



M-210-00 20' STICK LADDER INSTALLATION

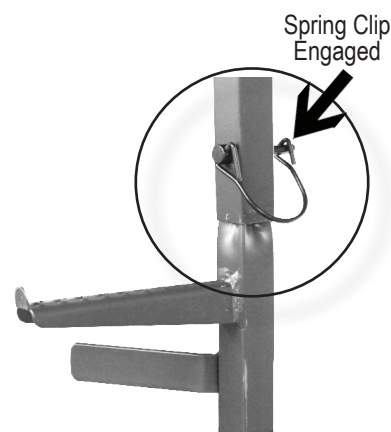
WARNING! You must have two (2) adults to raise your climbing system to the tree. Failure to follow these instructions may result in serious injury or death!

WARNING! These Millennium product(s) were designed for installation on trees with a minimum diameter of 12" inches (30 cm) at treestand installation height (i.e., seat height) and a maximum treestand installation diameter of 20" (51 cm). DO NOT use your Millennium product(s) on trees with trunk diameters that do not meet this minimum diameter requirement. Failure to follow these instructions may result in serious injury or death!

STEP 1: Locate the five (5) ladder sections (refer to Figure 1). NOTE: There are three (3) middle ladder sections, one (1) top ladder section and one (1) bottom ladder section (refer to Figure 1). Slip the sections together as shown in Figure 2 securing the sections using the four (4) spring pins (refer to Figure 1) as shown in Figure 3. Make certain the spring clip is secured as shown in Figure 3. This precludes the spring pin(s) from pulling free from the ladder sections and the sections separating.

STEP 2: Locate the bottom ladder section, bottom ladder section stand-off stabilizer and bolt (refer to Figure 1). Install the stand-off stabilizer onto the ladder section using the 11 mm bolt as shown in Figure 4. Tighten the bolt securely without overtightening.

Make sure you are wearing your full-body fall arrest harness and climbing belt (not provided) prior to installing your climbing system.






Figure 4
Install Stand-Off Stabilizer Onto
Bottom Ladder Section




Figure 5
Bottom Rung T-Bar
Firmly Set on Ground



Figure 6
Cam Buckle Strap
Through Cam Strap
Buckle Loop

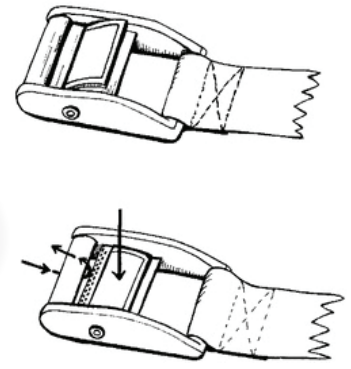


Figure 7
Thread Cam Buckle
Strap

STEP 3: With the five (5) stick ladder sections assembled as shown in Figure 2, ensure the spring pins are engaged as shown in Figure 4. The spring pins must be engaged as shown or the stick ladder sections will separate as you climb resulting in serious injury or death.



WARNING! The spring pins and spring clips must be positively engaged on each ladder sections. Failure to engage these spring pins as outlined will result in the ladder sections separating as you climb. Failure to follow these instructions may result in serious injury or death!

STEP 4: Select a straight, healthy tree, one devoid of branches, vines or other obstructions which may encumber your ability to climb safely. The installation tree must have a minimum diameter of 12" inches (30 cm) at treestand installation height (i.e., seat height) or a maximum treestand installation diameter of 20" (51 cm).

STEP 5: With the help of another adult, gently raise the assembled stick ladder assembly against the tree making certain the t-bar on the bottom ladder section is firmly seated on the ground as shown in Figure 5.

STEP 6: With your assembled stick ladder assembly leaning against the tree, and the five (5) stand-off stabilizers (refer to Figure 1) engaged to the tree trunk, secure the bottom ladder section cam buckle strap by wrapping it around the tree trunk, and through the cam buckle strap loop as shown in Figure 6. **NOTE:** Make certain the straps go through the cam buckle strap loop (i.e., guides) and over the top of the stick ladder main shaft as shown in Figure 6. This secures the entire assembly to the tree.

STEP 7: Thread the cam buckle strap as shown in Figure 7 and tighten by pulling on the loose end as shown in Figure 7.

STEP 8: With the bottom ladder section cam buckle strap installed and secured, attach the next cam buckle strap (moving upward) in the same manner as the bottom ladder section cam buckle strap.

STEP 9: Make sure you are wearing your full-body fall arrest harness and are using your climbing belt in strict accordance with its manufacturer's instructions. **NOTE:** A full-body fall arrest harness has NOT been provided with this Millennium product. While standing on the lower ladder section, attach the next cam buckle strap. Continue this process, working upward, until all the cam buckle straps have been secured and tightened. Ensure all the stand-off stabilizers (refer to Figure 1) are in firm contact with the tree trunk after the cam buckle straps have been tightened. If they are not, you must remove your stick ladder and re-install it on a tree which allows complete contact of the stand-off stabilizers.



WARNING! The stand-off stabilizers **MUST** be in firm contact with the tree trunk for a solid and safe installation of your stick ladder. Failure to engage the stand-off stabilizers will result in an unsafe condition which puts the users at serious risk of injury or death!

M-210-00 20' STICK LADDER REMOVAL



WARNING! You must have two (2) adults to raise your climbing system to the tree. Failure to follow these instructions may result in serious injury or death!

STEP 1: Make sure you are wearing your full-body fall arrest harness and climbing belt prior to removing your climbing system. With your climbing belt attached around the tree and while standing on the lowest section from which you can comfortably reach the uppermost (highest) cam buckle strap, disengage that cam buckle strap. **NOTE: You must not be standing on the same section as the cam buckle strap of which you are removing.**

STEP 2: Climb down to until you can just comfortably reach the highest remaining cam buckle strap. Remove that cam buckle strap. Make certain you are never standing on the section of ladder on which the cam buckle strap you are removing resides. Doing so will result in the stick ladder assembly separating from the tree catastrophically and serious injury or death will result.



WARNING! Never remove a cam buckle strap from the ladder section on which you are standing. Failure to follow these instructions will result in serious injury or death!

STEP 3: As soon as you have removed all the cam buckle straps which require you to stand on the ladder, step off back onto the ground and remove any remaining cam buckle straps. With the help of another adult, lower the stick ladder assembly gently to the ground.



WARNING! You must have two (2) adults to remove your stick ladder assembly from the tree. Failure to follow these instructions may result in serious injury or death!

CARE AND MAINTENANCE/WARRANTY

Your new Millennium treestand is factory finished with a state-of-the-art powder coating that guarantees years of trouble-free service. It is recommended that you store your treestand out of direct sunlight and out of any other harsh environmental condition(s) that may adversely affect its performance.

IMPORTANT WARRANTY INFORMATION

Millennium Outdoors, LLC warrants this Millennium product against defect(s) in material and workmanship, under proper use and storage for the period of one (1) year from the date of purchase. Proof of purchase, plus, the return of your warranty application card to our home office, is required for any warranty claim. In the event this product is found to be defective within the warranty period, Millennium Outdoors, LLC only obligation and your exclusive remedy shall be replacement or repair of any defective parts at our discretion. To obtain warranty service, please contact Millennium Outdoors, LLC customer service at (601) 932-5832. Exclusions to this warranty include seat, paint, plastics, webbing and/or defects caused by operator misuse and/or abuse. Limitation to liability include the forgoing warranty is made in lieu of all other warranties, express or implied and Millennium Outdoors, LLC disclaims any implied warranty of merchantability and fitness. Millennium Outdoors, LLC shall not be liable for any damages direct, consequential or incidental arising out of the use or inability of this product.

WARRANTY APPLICATION CARD

I have read and understand the safety, assembly and operating instructions provided with my Millennium treestand. I fully understand the importance of using the full-body fall arrest safety harness which meets or exceeds industry standards recognized by the TMA, and realize that if I choose not to use the full-body fall arrest safety harness I am putting myself at an increased risk of injury should an accident occur while I am utilizing this Millennium product(s). I have read the warranty information and know that I can call Millennium at (601) 932-5832 with any questions or concerns that I may have about this or any other Millennium product(s). Mail to: Millennium Outdoors, LLC, 201 Fairmont Plaza, Pearl, MS 39208, (601) 932-5832.

NAME _____ PURCHASED WHERE _____

ADDRESS _____

CITY/STATE/ZIP _____

PURCHASE DATE _____

PRODUCT _____



PLEASE READ THIS MANUAL IN ITS ENTIRETY PRIOR TO USING THIS PRODUCT!

PLEASE READ THIS MANUAL IN ITS ENTIRETY PRIOR TO USING THIS PRODUCT!

PLEASE READ THIS MANUAL IN ITS ENTIRETY PRIOR TO USING THIS PRODUCT!



PLEASE READ THIS MANUAL IN ITS ENTIRETY PRIOR TO USING THIS PRODUCT!



Millennium Outdoors, LLC 201 Fairmont Plaza Pearl, Mississippi 39208 (601) 932-5832
millenniumstands.com