

PLEASE READ THIS MANUAL IN ITS ENTIRETY PRIOR TO USING THIS PRODUCT!



## Millennium T-100 10ft Tripod Instruction Manual

This Instruction Manual complies with the Treestand Manufacturers Association's TMS 04-98 Revision G- "Standard Practice for Treestand Instructions" and TMS 06-02 Revision B- "Standard Test Method for Treestand Fall Arrest Systems."

**! WARNING! THIS PRODUCT CARRIES STRICT WEIGHT LIMITATIONS. DO NOT USE THIS PRODUCT IF YOU EXCEED THIS TOTAL WEIGHT LIMITATION. PLEASE NOTE THIS WEIGHT LIMIT INCLUDES THE USER AND EQUIPMENT. FAILURE TO FOLLOW THESE INSTRUCTIONS MAY RESULT IN SERIOUS INJURY OR DEATH!**

Model # T-100 10ft Tripod - 300 pounds (136kg) (User and Equipment)

 <b>ATTENTION</b>	<b>YOU MUST READ ALL WRITTEN INSTRUCTIONS AND WATCH THIS SAFETY VIDEO BEFORE USING!</b>
	<p><b>WATCH THIS SAFETY VIDEO BEFORE USING!</b></p> <p>Scan  or Visit  <a href="http://www.standsafety.com/m5">www.standsafety.com/m5</a></p> <p>Scan the QR code with your smart phone, tablet or similar device.</p> <p><b>OR</b></p> <p>Type the website address into your web browser to view an important safety video before using this product.</p> <p><b>TRIPOD STAND SAFETY</b></p>

THANK YOU FOR YOUR PURCHASE OF THIS MILLENNIUM TREESTAND PRODUCT! TO ENSURE YOUR PERSONAL SAFETY, PLEASE TAKE A MOMENT TO CAREFULLY READ THIS PRODUCT INSTRUCTION MANUAL IN ITS ENTIRETY BEFORE ATTEMPTING TO SET-UP, INSTALL AND/OR OTHERWISE USE THIS MILLENNIUM TREESTANDS PRODUCT. FAILURE TO DO SO COULD RESULT IN SERIOUS PERSONAL INJURY OR DEATH! THIS MILLENNIUM TREESTANDS PRODUCT HAS BEEN DESIGNED, ENGINEERED AND MANUFACTURED TO PROVIDE YOU WITH YEARS OF TROUBLE FREE SERVICE.

SHOULD YOU HAVE ANY QUESTIONS ANOUT THE INSTALLATION AND/OR USE OF THIS PRODUCT, OR ANY OTHER MILLENNIUM TREESTANDS PRODUCTS DO NOT HESITATE TO CALL ONE OF OUR CUSTOMER SERVICE REPRESENTATIVES. OUR SERVICE REPRESENTATIVES WILL ANSER ANY QUESTIONS YOU MAY HAVE ABOUT ANY OF THE COMPLETE LINE OF MILLENNIUM TREESTAND PRODUCTS.

PLEASE READ THIS MANUAL IN ITS ENTIRETY PRIOR TO USING THIS PRODUCT!

PLEASE READ THIS MANUAL IN ITS ENTIRETY PRIOR TO USING THIS PRODUCT!

PLEASE READ THIS MANUAL IN ITS ENTIRETY PRIOR TO USING THIS PRODUCT!



## Attention!!

WHEN YOU SEE A "WARNING" BE SURE TO HEED THE MESSAGE! THE INFORMATION CONTAINED IN THESE MESSAGES CAN SAVE YOUR LIFE!!

WARNING! FALLS FROM A TREESTAND CAN OCCUR ANYTIME AFTER LEAVING THE GROUND THESE FALLS RESULT IN EITHER SERIOUS INJURY OR DEATH! FOR YOUR PERSONAL SAFETY, PLEASE TAKE A MOMENT TO CAREFULLY READ THIS PRODUCT INSTRUCTION MANUAL IN ITS ENTIRETY BEFORE ATTEMPTING TO ASSEMBLE, SET-UP, INSTALL AND/OR OTHERWISE USE THIS MILLENNIUM TREESTANDS PRODUCT. AT LEAST ANNUALLY REVIEW THE CONTENTS OF THIS INSTRUCTION MANUAL AND WATCH THE SAFE TREESTAND HUNTING VIDEO. ADDITIONALLY, KEEP THESE INSTRUCTIONS FOR THE ENTIRE DURATION THAT YOU OWN THIS PRODUCT(S). FAILURE TO FOLLOW THESE INSTRUCTIONS MAY RESULT IN SERIOUS INJURY OR DEATH!

WARNING! THE SAFE USE AND OPERATION OF THIS PRODUCT IS THE SOLE RESPONSIBILITY OF THE USER. IT IS ALSO THE SOLE RESPONSIBILITY OF THE OWNER TO PROVIDE ANY PERSON(S) WHO BORROW OR PURCHASE THIS PRODUCT FROM THEM WITH THESE INSTRUCTIONS AND THE AFORE MENTIONED SAFE TREESTAND HUNTING VIDEO. TECHNIQUES THAT WILL SAVE YOUR LIFE" DVD. FAILURE TO FOLLOW THESE INSTRUCTIONS MAY RESULT IN SERIOUS INJURY OR DEATH ADDITIONALLY, FAILURE TO FOLLOW THESE INSTRUCTIONS MAY SUBJECT YOU TO PERSONAL LIABILITY PENALTIES AS DETERMINED BY THE U.S. JUDICIAL SYSTEM.

WARNING! Prior to each hunt, make sure that you have a signaling device (e.g. mobile phone, radio, whistle, signal flare, Personal Locator Device [PLD], etc.) in your possession and on your person in an operable condition. This device must be within easy access should you experience the need to contact emergency assistance. Failure to follow these instructions may result in serious injury or death!

**WARNING! FAILURE TO READ AND STRICTLY COMPLY WITH THE INSTRUCTIONS CONTAINED IN THIS INSTRUCTION MANUAL MAY RESULT IN SERIOUS INJURY OR DEATH!**

PLEASE NOTE THAT "WARNING!" Statements have been placed throughout this Instruction Manual. These statements point out important safety information and instructions, which if not followed could endanger the personal safety and/or property of the operator. It is important that the operator of this product, or any other Millennium Treestand product(s) read and understand all the instructions and warnings contained in this Instruction Manual prior to attempting to use this product(s) or any other Millennium Treestand product(s). Failure to comply with these instructions and/or warnings may result in serious injury or death! When you see a "WARNING!" Statement - BE SURE TO HEED THE MESSAGE!

WARNING! Thoroughly inspect this or any other Millennium Treestand product(s) prior to each use for signs of wear, rot, corrosion, cracks, deterioration and/or any other type of defect. DO NOT expose this product or your treestand to extended exposure to direct sunlight, excessive heat or freezing temperatures. Do not use your treestand or this or any Millennium Treestand product(s) if they show evidence of wear, rot, corrosion, cracks, deterioration and/or other type of defect. Failure to follow these instructions may result in serious injury or death!

WARNING! Do not remove, modify and/or omit any portion or otherwise mechanically modify this Millennium Treestand product(s) or its assemblies in any manner. Modification, misuse and/or part substitution shall immediately void your factory warranty and may result in serious injury or death! If you suspect that a part(s) is missing and/or defective, immediately contact Millennium Treestand for replacement of missing or defective parts. Never modify your stand in any way by making repairs, or altering, adding or attaching anything to it except if explicitly authorized in writing by MILLENNIUM TREESTANDS ALWAYS USE GENUINE FACTORY AUTHORIZED MILLENNIUM TREESTANDS REPLACEMENT PARTS. USE OF ANY REPLACEMENT PARTS OTHER THAN GENUINE MILLENNIUM TREESTANDS PARTS VOIDS YOUR WARRANTY AND MAY RESULT IN SERIOUS INJURY OR DEATH!

**PLEASE READ THIS MANUAL IN ITS ENTIRETY PRIOR TO USING THIS PRODUCT!**



**WARNING!** This Millennium Treestand product(s) is designed for adult use only. No one under the age of 16 should attempt to use this or any other Millennium Treestand product(s) without direct adult supervision. Failure to follow these instructions may result in serious injury or death!

**WARNING!** Prior to attempting to use this or any other Millennium Treestand product(s) you must take a moment and become familiar with its assembly, setup and installation. You must practice installing, setting up and using this product(s) at ground level prior to attempting to use it at heights above ground level. Once you have become thoroughly knowledgeable and comfortable with this Millennium Treestand product(s) set-up, installation and use at ground level, you are now ready to use it at heights about ground-level. Failure to follow these instructions may result in serious injury and death!

**WARNING!** Never rely on a tree branch for support while climbing. Failure to follow these instructions may result in serious injury or death!

**WARNING!** You must always inform someone of your hunting location, where the treestand will be located and the expected duration of the hunt. Failure to follow these instructions may result in serious injury or death!

**WARNING!** Inspect all safety devices each time before each use. DO NOT use these devices if it (they) shows signs of wear, damage, deterioration or vandalism. Factors such as tree growth, vandals, weather and animals may affect the performance of an unattended tree stand. Do not store these devices outdoors when not in use. Failure to follow these instructions may result in serious injury or death!

**WARNING!** If you have a limiting physical and/or health condition that precludes and/or renders you incapable of self recovery and/or a suitable escape plan is not available, DO NOT hunt from heights above ground level. Failure to follow these instructions may result in serious injury or death!

**PLEASE READ THIS MANUAL IN ITS ENTIRETY PRIOR TO USING THIS PRODUCT!**

**PLEASE READ THIS MANUAL IN ITS ENTIRETY PRIOR TO USING THIS PRODUCT!**

**PLEASE READ THIS MANUAL IN ITS ENTIRETY PRIOR TO USING THIS PRODUCT!**





## ATTENTION!!

WHEN YOU SEE A "WARNING" BE SURE TO HEED THE MESSAGE! THE INFORMATION CONTAINED IN THESE MESSAGES CAN SAVE YOUR LIFE!!

WARNING! Never attempt to climb up or climb down with weapon and/or gear in your possession. ALWAYS unload your weapon and pull it up to hunting height using a tether or pull up rope. ALWAYS lower your unloaded weapon down to the ground prior (when raising or lowering firearms, the chamber must be open and the barrel pointing toward the ground) to attempting to climb down. Use this same method when raising or lowering all other gear. Failure to follow these instructions may result in serious injury or death!

WARNING! DO NOT attempt to use this and/or any other Millennium Treestand product(s) when ice, snow and/or freezing rain has deposited or formed on any portion of the tree you intend to climb. Failure to follow these instructions may result in serious injury or death!

WARNING! ALWAYS maintain three point contact when climbing up/down a tree when using climbing aids. Proper three point contact means having two feet with one hand or one foot with two hands on the step portion of the climbing aids at all times when climbing up or down. Failure to follow these instructions may result in serious injury or death!

WARNING! DO NOT modify, fix/repair, alter, bend, cut, weld, or heat this product in any way. Failure to follow these instructions will void warranty and may result in serious injury or death.

WARNING! DO NOT lean out from a treestand for any reason. Failure to follow these instructions may result in serious injury or death!

WARNING! DO NOT use this or any other Millennium Treestand product(s) if you have a history of heart problems, back problems, impaired vision, joints that lock-up, spinal fusions, equilibrium problems, high blood pressure, are not well-rested and/or any other physical impairment that may limit your ability to use and/or operate this product(s) in the safe manner outlined in this instruction Manual. Additionally, do not use this or any Millennium Treestand product(s) if you are currently taking any medication (including prescription) and/or using and/or consuming any substance, including alcohol that may limit your ability to use this Millennium Treestand product(s) as outlined and described in the Instruction Manual. Never use a treestand when feeling ill, nauseous or dizzy. Failure to follow these instructions may result in serious injury or death!

WARNING! DO NOT attempt to use this or any other Millennium Treestand product(s) when thunderstorms are threatening and/or present within five (5) miles. Do not attempt to use this or any other Millennium Treestand product(s) when any adverse weather condition presents itself. These include weather conditions which have the potential for producing winds, lightning, rain, snow, sleet and/or any other atmospheric condition which may limit the user's ability to operate this Millennium Treestand product(s) in a safe manner as described in this instruction Manual. Should inclement weather conditions arise during your use of this Millennium Treestand product(s), return to the ground immediately. Failure to follow these instructions may result in serious injury or death!

WARNING! DO NOT use this product, or attempt to use a treestand, on a dead, leaning, diseased, loose barked tree (bark that flakes or falls off), irregular shaped trees, or utility pole. DO NOT use this product on any tree that does not allow for a level standing platform. Failure to follow these instructions may result in serious injury or death!

WARNING! Never jump or bounce on a treestand to seat it to the tree. Failure to follow these instructions may result in serious injury or death!

PLEASE READ THIS MANUAL IN ITS ENTIRETY PRIOR TO USING THIS PRODUCT!



### SPECIAL CONSIDERATIONS FOR TRIPOD TREESTAND USAGE

WARNING! You must install and attach the crisscross straps and other stabilization devices as described in this Manual prior to attempting to climb this treestand. Failure to follow these instructions may result in serious injury or death!

WARNING! You must check every ladder section connection every time you use the stand before you leave the ground. If you find that the ladder sections are separating, DO NOT USE the treestand. Failure to follow these instructions may result in serious injury or death!

WARNING! You must check the ground under the treestand to make sure it is firm and level. Sloping ground or uneven surfaces (e.g. one foot on a rock) can cause your ladder to tilt or shift off the tree as you climb. Failure to follow these instructions may result in serious injury or death!

WARNING! You must maintain three points of contact when climbing a ladder treestand (i.e two feet one hand, two hands one foot). Failure to follow these instructions may result in serious injury or death!

WARNING! You must always lean forward as you climb. Failure to follow these instructions may result in serious injury or death!

PLEASE READ THIS MANUAL IN ITS ENTIRETY PRIOR TO USING THIS PRODUCT!

PLEASE READ THIS MANUAL IN ITS ENTIRETY PRIOR TO USING THIS PRODUCT!

PLEASE READ THIS MANUAL IN ITS ENTIRETY PRIOR TO USING THIS PRODUCT!

## T-100 10ft Aluminum Tripod Assembly Instructions.

**Warning:** Never over tighten bolts, this can cause tubing to collapse. The correct torque is 50 inch pounds.

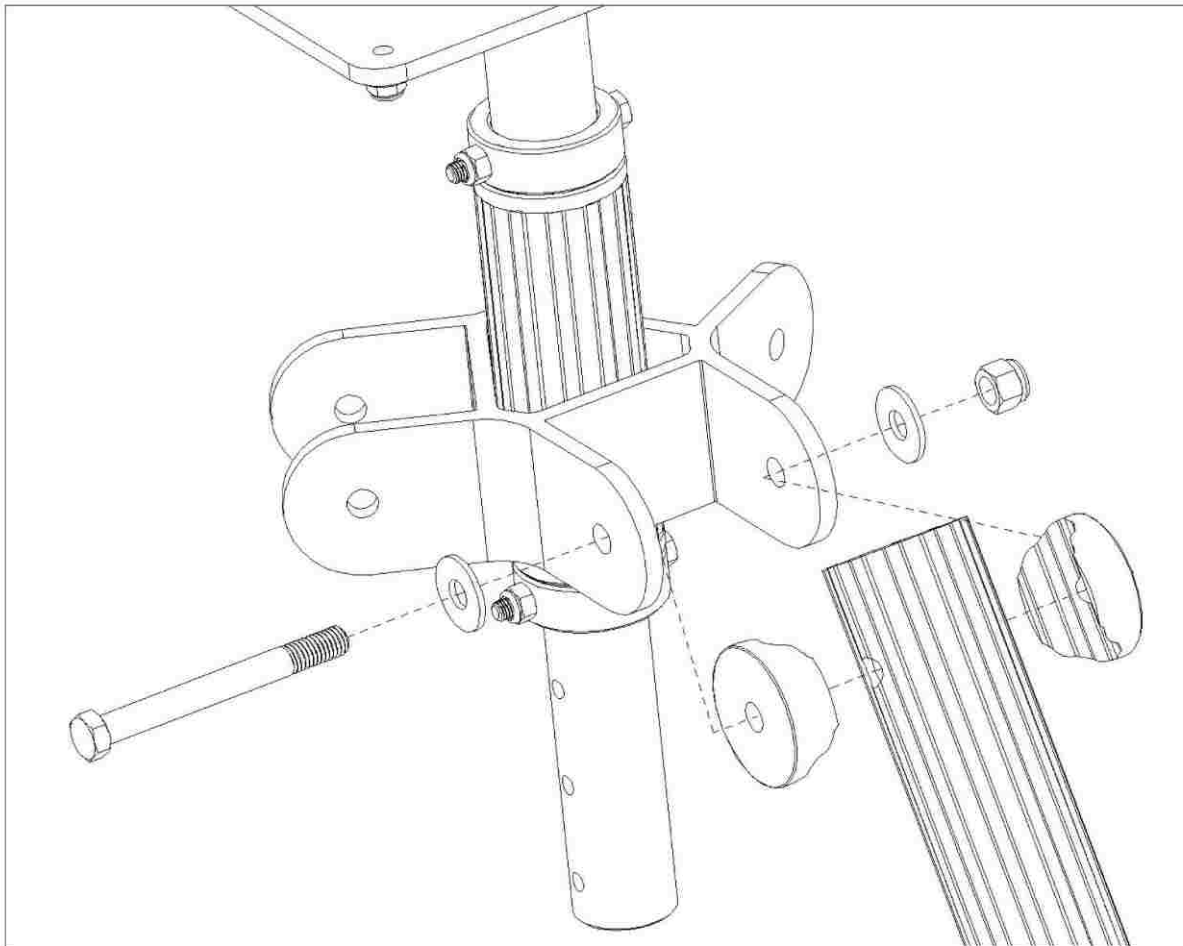


Figure 1.

**Step 1:** Connect the top leg sections to the hub assembly with the three  $\frac{3}{8} \times 3-5/8$  bolts. Place a washer under the head of the bolt and under the nut as seen in Figure 1. Also make sure to insert orange plastic spacers. Do not tighten any bolts until all are installed.




Figure 2.

**Step 2:** Connect the bottom section of the legs to the top section with the six  $\frac{1}{4} \times 2 \frac{3}{4}$  bolts. Make sure you place the leg limit strap under the bottom nut on each leg section as seen in Figure 2. Place a washer under the head and the nut of each bolt as seen in Figure 3. Make sure the strap is not twisted.



**Step 3:** Connect the seat post hub assembly to the bottom of the seat with the four  $\frac{1}{4}$  x 2 inch bolts, placing a washer under the head and nut of each bolt as seen in Figure 3. Make sure the seat post is closest to the front of seat as seen in Figure 4.

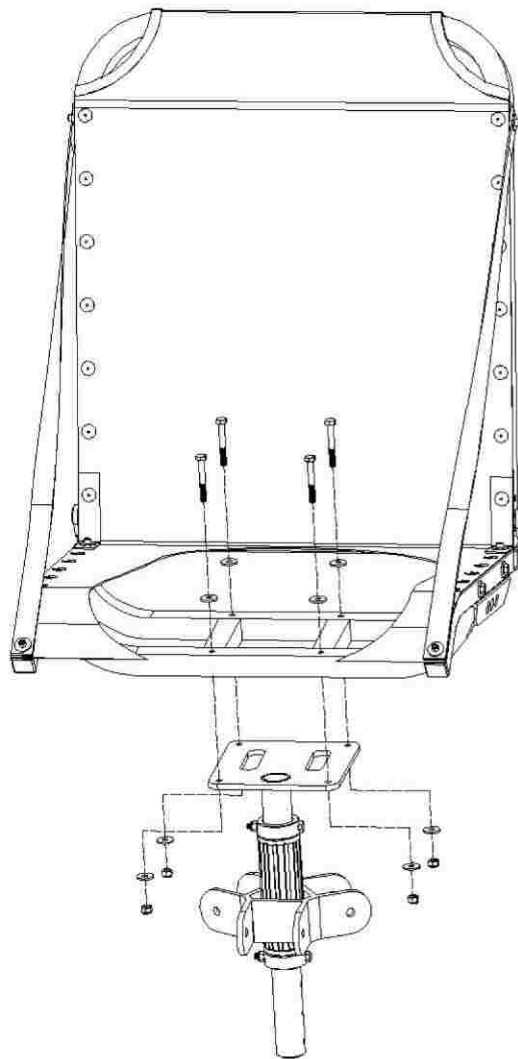


Figure 3.



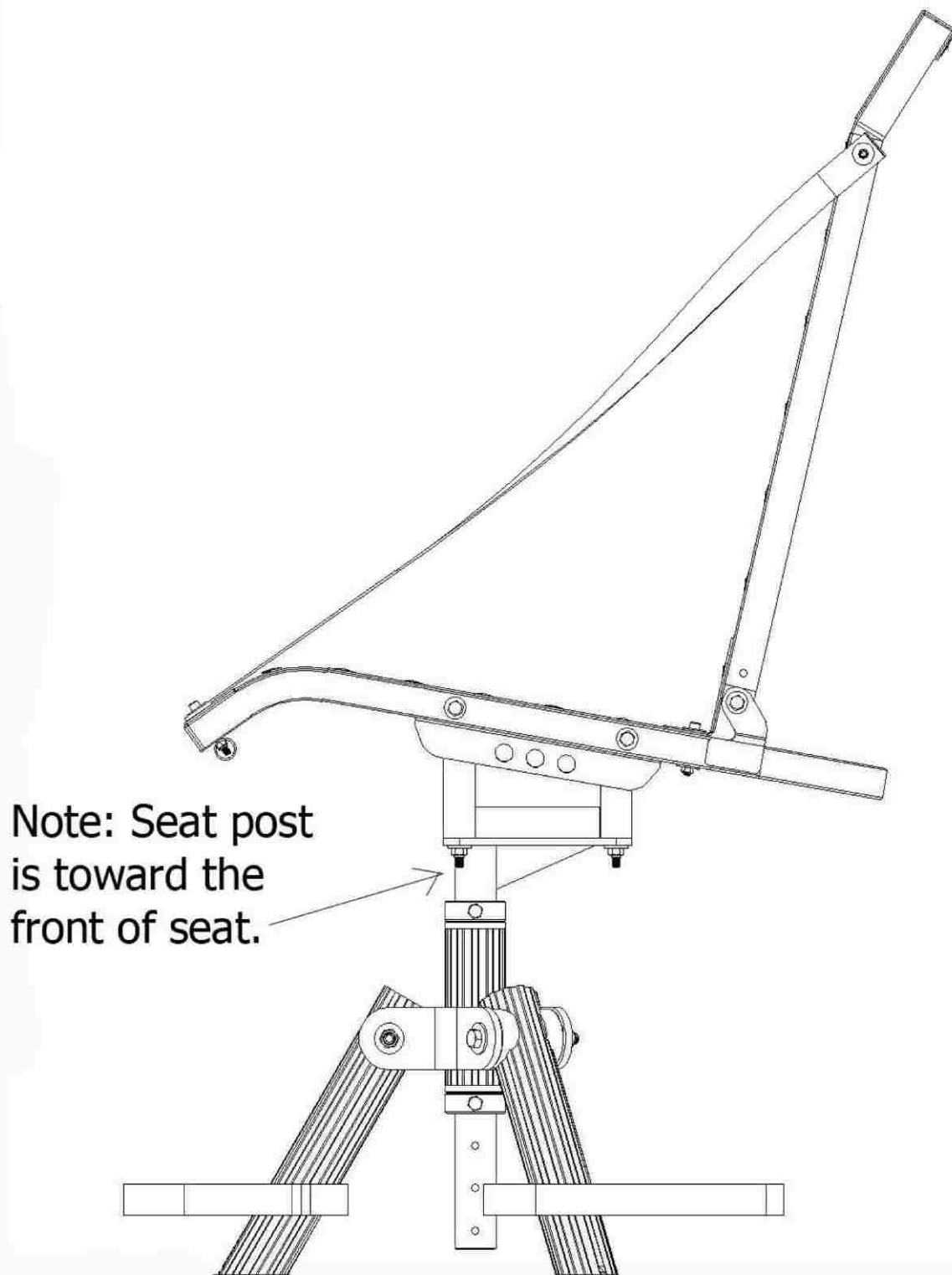
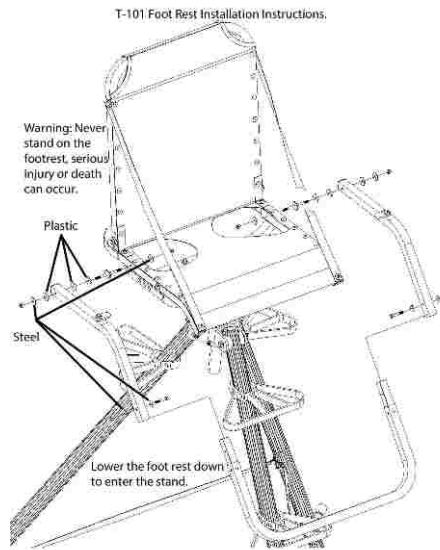


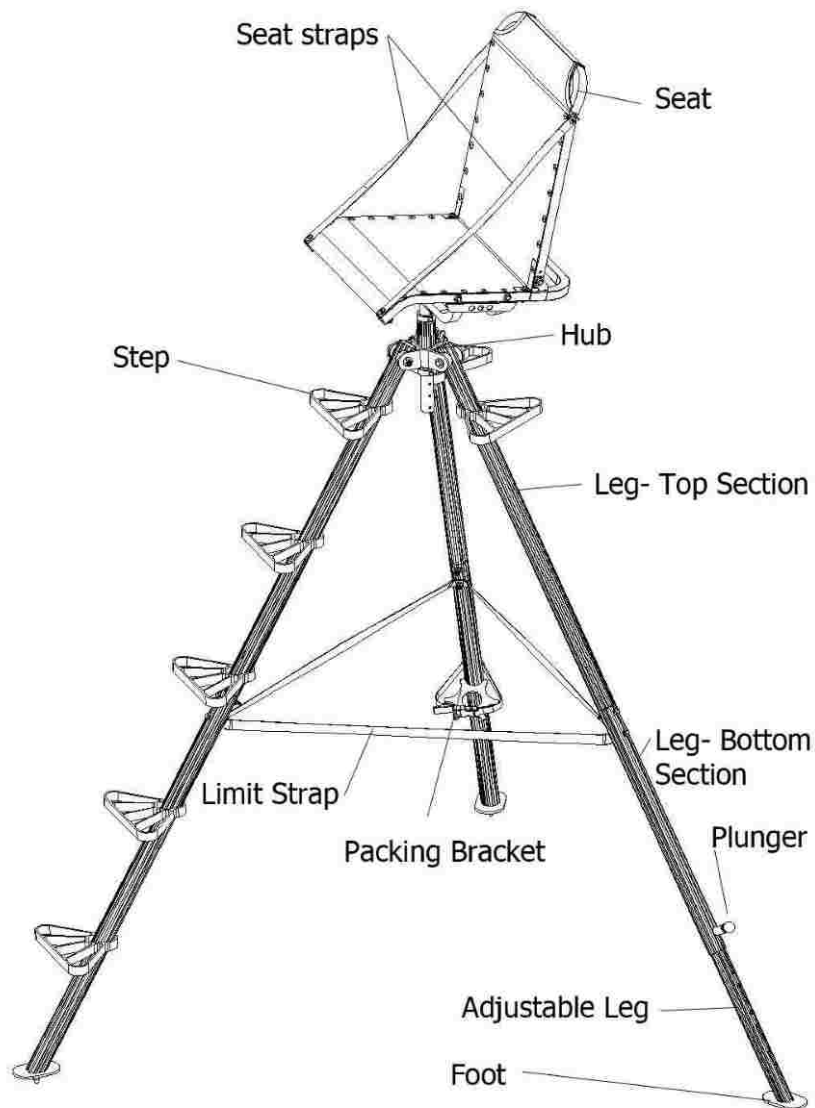
Figure 4.

It is very important that the seat post be toward the front of seat as seen in Figure 4.

## INSTALLING THE FOOTREST ON THE T-100



## T-100 Tripod Assembly Overview





## INSTALLING MILLENNIUM TREESTANDS T-100 10' TRIPOD

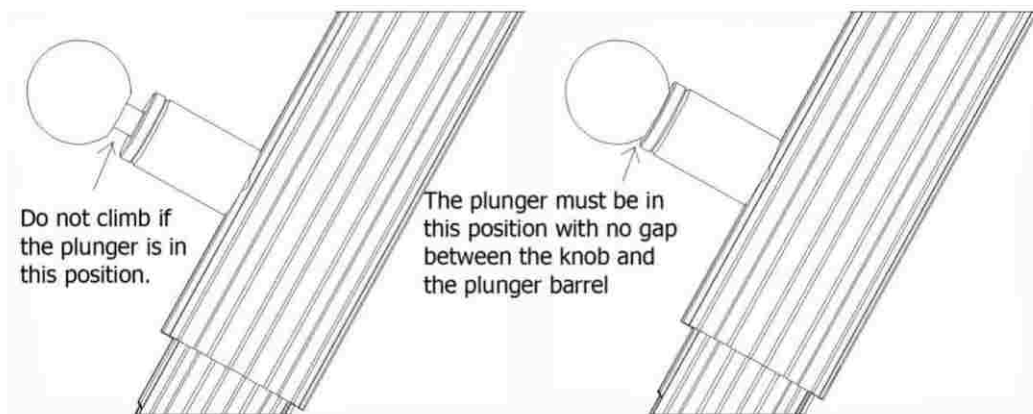
**WARNING!** Prior to attempting to use this or any other Millennium Treestand product(s) you must take a moment and become familiar with its setup and installation at ground level. Always use three people to set up and take down the tripod. You must practice installing, setting up and using this product(s) at ground level prior to attempting to use it at heights above ground level. Once you have become thoroughly knowledgeable and comfortable with this Millennium Treestand product(s) setup, installation and use at ground level you're now ready to use it at heights above ground level. Failure to follow these instructions may result in serious injury or death!

**WARNING!** You must check the ground under the treestand to make sure it is firm and level. Sloping ground or uneven surfaces (e.g. one foot on a rock) can cause your ladder to tilt or shift off the tree as you climb. Failure to follow these instructions may result in serious injury or death!

**WARNING!** DO NOT use this or any other Millennium Treestand product(s) to climb utility poles, telephone poles, structural columns or any other manmade structures. Never use this or any other Millennium Treestand product(s) around power generation (e.g. transformers, generators, substations, etc.) and/or transmissions equipment. Failure to follow these instructions may result in serious injury or death!

**WARNING!** Never attempt to hunt from an unlevel standing and/or seating platform. Additionally, NEVER attempt to level your standing and/or seating platform at heights above the ground. Failure to follow these instructions may result in serious injury or death!

**STEP 1:** With your T-100 10' Tripod as previously described, locate a suitable place to erect your treestand. The ground must be relatively level and firm. The stand placement location must be free of rocks, gravel, sand, mud, under brush, snow, frozen ground, ice, branches and any other commodities that might make for an un-level and/or may inhibit the ability to install the T-100 10' Tripod on level and secure footings. You can level your T-100 Tripod on a slight slope by positioning the adjustable leg toward the top of the slope and lengthen or shorten it by pulling the plunger and slide the lower portion of the leg in or out. **WARNING:** Always make sure the plunger is completely inserted back into the leg as seen in the image below.



**STEP 2:** Once erected make certain that the standing platform and seat assembly are level and that the legs are spread until the leg limit straps are tight.

PLEASE READ THIS MANUAL IN ITS ENTIRETY PRIOR TO USING THIS PRODUCT!



**WARNING!** Prior to climbing your T-100 10' Tripod make sure that all the ladder sections and support posts are firmly connected. Failure to follow these instructions may result in serious injury or death!

**WARNING!** Prior to attempting to climb a ladder stand for the first time, make certain the feet of the tripod are firmly planted on solid, level ground. If they are not firmly planted on level ground DO NOT climb the tripod, find a suitable location to safely install the ladder stand. Failure to follow these instructions may result in serious injury or death!

**WARNING!** You must lean forward when climbing to keep the stand centered and secure. DO NOT lean backwards when climbing! Failure to follow these instructions may result in serious injury or death!

**WARNING!** When climbing, always maintain three points of contact as you ascend (climb up) and while descending (climb down). Failure to follow these instructions may result in serious injury or death!

### REMOVING YOUR 10' TRIPOD

To remove the tripod simply fold the legs together into the packing bracket and secure with the strap provided. You can now transport you tripod to a different location.

PLEASE READ THIS MANUAL IN ITS ENTIRETY PRIOR TO USING THIS PRODUCT!

PLEASE READ THIS MANUAL IN ITS ENTIRETY PRIOR TO USING THIS PRODUCT!

PLEASE READ THIS MANUAL IN ITS ENTIRETY PRIOR TO USING THIS PRODUCT!



## WARRANTY

Millennium Outdoors stands have a limited One year warranty against defects in materials or workmanship. This warranty applies to the original owner and does not cover damage caused by ordinary wear and tear, modifications, misuse, abuse or use contrary to MILLENNIUM OUTDOORS specifications or instructions. Millennium Outdoors only obligation and your exclusive remedy will be replacement or repair of the defective part at our discretion. Powder coat finish, seat fabric or webbing are not covered under this warranty. Millennium Outdoors makes no other warranty expressed or implied. Millennium Outdoors is not liable for any incidental or consequential damage which may result from any defect in a Millennium Outdoors product. **To activate this warranty, fill out and sign the warranty information below and mail to Millennium Outdoors 201 Fairmont Plaza Pearl, MS 39208.**

Thank you for your purchase of the MILLENNIUM stand by Millennium Outdoors, with proper use and care it should give you many years of safe and pleasurable hunts.  
Happy Hunting!

CUT HERE AND MAIL

I have read the instructions that accompanied my Millennium stand by Millennium Outdoors and I fully understand them. I agree to use my Millennium stand correctly per the instructions. I understand that I am ultimately responsible for my own safety. I know that I can call or email Millennium Outdoors at 601-932-5832 or [info@millenniumstands.com](mailto:info@millenniumstands.com) if I have any questions. Please activate my Warranty.

Name \_\_\_\_\_

Address \_\_\_\_\_

Model of treestand \_\_\_\_\_ Age \_\_\_\_\_

Signature \_\_\_\_\_ Date \_\_\_\_\_

Phone \_\_\_\_\_ Email \_\_\_\_\_

Place of Purchase \_\_\_\_\_